



2018 CATALOG

MEN'S FIT CHARTS

MFC-03 — MEN'S MEASUREMENTS |

MPS4, MPS8, MPU4, MPU8, QT10, QT12, QT14, QT20, QT22, QT30, QT32, QT34, QT40, SEC2, SEH4, SEH8, SEZ2, SMC4, SMH2, SMH4, SMH6, SMK2, SMK6, SMK8, SML2, SMP2, SMP8, SMT2, SMT4, SMT6, SMT8, SMZ4, SMZ6

Size	S	M	L	XL	XXL	3XL	4XL	5XL
Chest	35-38	38-41	41-45	45-49½	49½-54	54-58½	58½-63	63-67½

MFC-10 — MEN'S MEASUREMENTS |

SEG6, SES2, SLC8, SLD6, SLDT, SLUS, SMD8, SND2, SND6, SNS2, SNS6

Size	S	M	L	XL	2XL	3XL	4XL	5XL
Neck	13½-14½	14½-15½	15½-16½	16½-17½	17½-18½	18½-19½	19½-20½	20½-21½
Chest	32½-36	36½-40	40½-44	44½-48	48½-52	52½-56	56½-60	60½-64
Waist Max	35¼	39¼	44¼	48¾	52¾	56¾	60¾	64¾
Sleeve Length	RG	33	33½	34	34½	35	35	35
	LN	35½	35½	36	36	36	36	36
	XLN	37	37	37	37	37	37	37
Back Length	RG	Regular Back Length						
	LN	Regular Back Length plus 1 ½"						
	XLN	Regular Back Length plus 4"						
	SS	Regular Back Length						
	SSL	Regular Back Length plus 4"						

MFC-07 — MEN'S MEASUREMENTS | SEU2

Size	S	M	L	XL	2XL	3XL	4XL	5XL
Neck	13½-14½	14½-15½	15½-16½	16½-17½	17½-18½	18½-19½	19½-20½	20½-21½
Chest	32½-36	36½-40	40½-44	44½-48	48½-52	52½-56	56½-60	60½-64
Waist Max	35¼	39¼	44¼	48¾	52¾	56¾	60¾	64¾
Sleeve Length	32	Regular Back Length						
	33	Regular Back Length						
	34	Regular Back Length plus 1 ½"						
	35	Regular Back Length plus 1 ½"						
	36	Regular Back Length plus 4"						
	37	Regular Back Length plus 4"						
SS	Regular Back Length							
SSL	Regular Back Length plus 4"							

MFC-12 — MEN'S MEASUREMENTS |

JET2, JEW2, JLH4, JLH6, JLW2, JNT2, KEL2, KEW2, KNL2, KNL6, LML2

Alpha Size	XS	S	M	L	XL	XXL	3XL	4XL	5XL									
Chest Size	32	34	36	38	40	42	44	46	48	50	52	54	56	58	60	62	64	66
Chest Max	32"	34"	36"	38"	40"	42"	44"	46"	48"	50"	52"	54"	56"	58"	60"	62"	64"	66"

NOTE: If waist size is larger than chest size, use waist measurement as size.

Short: 5'3" - 5'7" Regular: 5'7" - 5'11" Long: 5'11" - 6'3" XLong: 6'3" - 6'7"

MFC-13 — MEN'S MEASUREMENTS | SEK2, SEL2, SEL4, SET2, SET8

Alpha Size	XXS	XS	S	M	L	XL	XXL	3XL	4XL	5XL	6XL	7XL	8XL
Chest	34½-36	36½-38	38½-40	40½-42	42½-44	44½-46	46½-48	48½-50	50½-52	52½-54	54½-56	56½-58	58½-60

MFC-81 — MEN'S MEASUREMENTS | QC10

Alpha Size	XS	S	M	L	XL	XXL	3XL	4XL	5XL	6XL	7XL											
Numeric Size	30	32	34	36	38	40	42	44	46	48	50	52	54	56	58	60	62	64	66	68	70	72
Chest	28½-30	30½-32	32½-34	34½-36	36½-38	38½-40	40½-42	42½-44	44½-46	46½-48	48½-50	50½-52	52½-54	54½-56	56½-58	58½-60	60½-62	62½-64	64½-66	66½-68	68½-70	70½-72
Waist Max	30½	32½	34½	36½	38½	40½	42½	44½	46½	48½	50½	52½	54½	56½	58½	60½	62½	64½	66½	68½	70½	72½

Short: 5'3" - 5'7" Regular: 5'7" - 5'11" Long: 5'11" - 6'3" XLong: 6'3" - 6'5"

MEN'S FIT CHARTS

MFC-14 — MEN'S MEASUREMENTS |

BLF6, BLF8, BNF6, BNF8, CEB2, CEC2, CECT, CED2, CED4, CEH2, CLB2, CLB6, CLBC, CLBT, CLD4, CLD6, CLZ4, CMBC, CMDC, CMD4, CMD6, CMD8, CNB2, CNB6, CNBC, CNBT, CNC2, QC12, QC20

Alpha Size	XS		S		M		L		XL		XXL		3XL		4XL		5XL	
Numeric Size	30	32	34	36	38	40	42	44	46	48	50	52	54	56	58	60	62	64
Chest Size	28½-30	30½-32	32½-34	34½-36	36½-38	38½-40	40½-42	42½-44	44½-46	46½-48	48½-50	50½-52	52½-54	54½-56	56½-58	58½-60	60½-62	62½-64
Waist Max.	30½	32½	34½	36½	38½	40½	42½	44½	46½	48½	50½	52½	54½	56½	58½	60½	62½	64½

Short: 5'3" - 5'7" Regular: 5'7" - 5'11" Long: 5'11" - 6'3" XLong: 6'3" - 6'5"

MFC-15 — MEN'S MEASUREMENTS | BLC8, BLCS, BLCT, BLN4, BNN2, BNNT, CLC8, CNN2

Alpha Size	XS		S		M		L		XL		XXL		3XL		4XL		5XL	
Numeric Size	30	32	34	36	38	40	42	44	46	48	50	52	54	56	58	60	62	64
Chest Size	28½-30	30½-32	32½-34	34½-36	36½-38	38½-40	40½-42	42½-44	44½-46	46½-48	48½-50	50½-52	52½-54	54½-56	56½-58	58½-60	60½-62	62½-64
Waist Max.	28½	30½	32½	34½	36½	38½	40½	42½	44½	46½	48½	50½	52½	54½	56½	58½	60½	62½

Short: 5'3" - 5'7" Regular: 5'7" - 5'11" Long: 5'11" - 6'3" XLong: 6'3" - 6'5"

MFC-16 — MEN'S MEASUREMENTS | KDE4, KEE2

Alpha Size	XS	S	M	L	XL	XXL	3XL	4XL	5XL
Chest Size	33½-36	36½-39	39½-42	42½-45	45½-48	48½-51	51½-54	54½-57	57½-60

MFC-17 — MEN'S MEASUREMENTS | JLB8, JLC4, JLJ8, JLJC, JLJS, JLPC, JLPS, JLPT,

JLP8, JLR8, JMJ4, JNJ8, JNJT, JNP2, JNPC, JNPT, LLL2, LLS2, LML6, LMS6, LNL2, LNS2, VMS4

Alpha Size	XS	S	M	L	XL	XXL	3XL	4XL	5XL
Chest Max.	34	36	40	44	48	50	52	54	56

NOTE: If waist size is larger than chest size, use waist measurement as size.

MFC-18 — MEN'S MEASUREMENTS | VMV4, VMV8

Alpha Size	M	XL	3XL	5XL	7XL
Chest Max.	40	48	52	56	60

NOTE: If waist size is larger than chest size, use waist measurement as size.

MEN'S MEASUREMENTS | BLN6, BLF6

Waist Size	34-44	32-44	34-42
Inseam	30	32	34

MFC-24 — MEN'S MEASUREMENTS | CEW2

Alpha Size	XS		S		M		L		XL		XXL		3XL		4XL		5XL	
Numeric Size	32	34	36	38	40	42	44	46	48	50	52	54	56	58	60	62	64	66
Chest Size	30½-32	32½-34	34½-36	36½-38	38½-40	40½-42	42½-44	44½-46	46½-48	48½-50	50½-52	52½-54	54½-56	56½-58	58½-60	60½-62	62½-64	64½-66
Waist Max.	30½	32½	34½	36½	38½	40½	42½	44½	46½	48½	50½	52½	54½	56½	58½	60½	62½	64½

Short: 5'3" - 5'7" Regular: 5'7" - 5'11" Long: 5'11" - 6'3" XLong: 6'3" - 6'7"

MEN'S FIT CHARTS

MFC-42 — MEN'S MEASUREMENTS | JXN6

Alpha Size	XS	S	M	L	XL	XXL	3XL	4XL	5XL	6XL
Chest Max.	35	38	41	45	49	53	57	61	64½	68½

NOTE: If waist size is larger than chest size, use waist measurement as size.

MFC-46 — MEN'S MEASUREMENTS |

SAW2, SEW2, SLS2, SLW2, SMS2, SMW4, SWW2

Size	S	M	L	XL	2XL	3XL	4XL	5XL	6XL	
Neck	13½-14½	14½-15½	15½-16½	16½-17½	17½-18½	18½-19½	19½-20½	20½-21½	21½-22½	
Chest	32½-36	36½-40	40½-44	44½-48	48½-51	51½-54	54½-57	57½-60	60½-63	
Waist Max.	36	40	44	48	51½	55	58½	62	65½	
Sleeve Length	RG	34¼	34¼	35¼	35¼	36¼	36¼	37¼	37¼	38
	LN	35¼	36¼	36¼	37¼	37¼	38¼	38¼	39¼	39¼
	XLN	37¼	37¼	38¼	38¼	39¼	39¼	40¼	40¼	41
Back Length	RG	Regular Back Length								
	LN	Regular Back Length plus 1 ½"								
	XLN	Regular Back Length plus 4"								
	SS	Regular Back Length								
	SSL	Regular Back Length plus 4"								

MFC-51 — MEN'S MEASUREMENTS | BLC4, BXN4, BXN6

Alpha Size	S	M	L	XL	XXL	3XL	4XL	5XL
Chest Max.	33	36	39	42	45	48	51	54

NOTE: If waist size is larger than chest size, use waist measurement as size.

MFC-52 — MEN'S MEASUREMENTS | CLC4

Alpha Size	S	M	L	XL	XXL	3XL	4XL	5XL
Chest Max.	39	42	45	48	51	54	57	60

NOTE: If waist size is larger than chest size, use waist measurement as size.

MFC-53 — MEN'S MEASUREMENTS | JXN4

Alpha Size	S	M	L	XL	XXL	3XL	4XL	5XL
Chest Max.	35	39	43	47	51	55	59	63

NOTE: If waist size is larger than chest size, use waist measurement as size.

MFC-70 — MEN'S MEASUREMENTS | KLL6, KNL6

Alpha Size	XS	S	M	L	XL	XXL	3XL	4XL	5XL	6XL	7XL	8XL											
Chest Size	34	36	38	40	42	44	46	48	50	52	54	56	58	60	62	64	66	68	70	72	74	76	78
Chest Max.	34"	36"	38"	40"	42"	44"	46"	48"	50"	52"	54"	56"	58"	60"	62"	64"	66"	68"	70"	72"	74"	76"	78"

NOTE: If waist size is larger than chest size, use waist measurement as size.
 Short: 5'3" - 5'7" Regular: 5'7" - 5'11" Long: 5'11" - 6'3" XLong: 6'3" - 6'7"

MFC-77 — MEN'S MEASUREMENTS |

SEG2, SEG6, SLATOR, SLB4, SLG8, SLU2, SLU4, SLU6, SLU8, SLUC, SMU2, SMU4, QS20, QS30, QS40, QS42, QS50

Size	S	M	L	XL	2XL	3XL	4XL	5XL	6XL
Neck	14½-15¼	15½-16¼	16½-17¼	17½-18¼	18½-19¼	19½-20¼	20½-21¼	21½-22¼	22½-23¼
Chest	34½-38	38½-42	42½-46	46½-50	50½-54	54½-58	58½-62	62½-66	66½-70
Waist Max.	35½	40	44½	49	53	57	61	65	69
Sleeve Length	RG	34¼	34¼	35¼	35¼	36¼	36¼	36¼	36¼
	LN	36¼	36¼	36¼	36¼	36¼	36¼	36¼	36¼
	XLN	37¼	37¼	37¼	37¼	37¼	37¼	37¼	37¼
Back Length	RG	Regular Back Length							
	LN	Regular Back Length plus 1 ¾"							
	XLN	Regular Back Length plus 4"							
	SS	Regular Back Length							
	SSL	Regular Back Length plus 4"							

SIZE CHARTS - PANTS

PANT SIZE CHART A (SPECIFY WAIST & INSEAM) | PEJ2, PEJ8, PLJ8, PNJ8, PNP8

WAIST	28	30	32	34	36	38	40	42	44	46	48	50
37 UNF	▲	▲	▲	▲	▲	▲	▲	▲	▲	▲	▲	▲

PANT SIZE CHART B (SPECIFY WAIST & INSEAM) | PEW2, PLC2, PLW2, PMU2, PMW2, PMW4, PNW2

WAIST	28	29	30	31	32	33	36	38	40	42	44	46	48	50
36 UNF	▲	▲							▲	▲	▲	▲	▲	▲
37 UNF			▲	▲	▲	▲	▲	▲						

PANT SIZE CHART G (SPECIFY WAIST & INSEAM) | PAW2

WAIST		28	30	32	34	36	38	40	42	44
36 UNF		▲						▲	▲	▲
37 UNF			▲	▲	▲	▲	▲			

PANT SIZE CHART H (SPECIFY WAIST & INSEAM) | PEJ4, PEJ6, PEJM

WAIST	28	30	31	32	33	34	35	36	38	40	42	44	46	48	50
37 UNF	▲	▲	▲	▲	▲	▲	▲	▲	▲	▲	▲	▲	▲	▲	▲

PANT SIZE CHART I (SPECIFY WAIST & INSEAM) | PTJM

WAIST	28	29	30	31	32	33	34	35	36	38	40	42	44	46	48	50
30	▲	▲		▲	▲	▲	▲	▲	▲	▲	▲	▲	▲	▲	▲	▲
32	▲	▲	▲	▲	▲	▲	▲	▲	▲	▲	▲	▲	▲	▲	▲	▲
34	▲	▲	▲	▲	▲	▲	▲	▲	▲	▲	▲	▲	▲	▲	▲	▲
36			▲		▲	▲	▲	▲	▲	▲	▲	▲	▲			
38					▲	▲	▲	▲	▲							

PANT SIZE CHART J (SPECIFY WAIST & INSEAM) | PLJ6

WAIST	30	31	32	33	34	35	36	38	40	42	44	46	48	50	52	54
30	▲	▲	▲	▲	▲	▲	▲		▲	▲	▲	▲	▲	▲	▲	▲
32	▲	▲	▲	▲	▲	▲	▲	▲	▲	▲	▲	▲	▲	▲	▲	▲
34	▲	▲	▲	▲	▲	▲	▲	▲	▲	▲	▲	▲	▲	▲	▲	▲
36	▲	▲	▲	▲	▲	▲	▲	▲	▲	▲	▲	▲	▲	▲	▲	▲

PANT SIZE CHART K (SPECIFY WAIST & INSEAM) | QP10, QP14

WAIST	28	29	30	31	32	33	34	35	36	38	40	42	44	46	48	50	52	54	56
37 UNF	▲	▲	▲	▲	▲	▲	▲	▲	▲	▲	▲	▲	▲	▲	▲	▲	▲	▲	▲

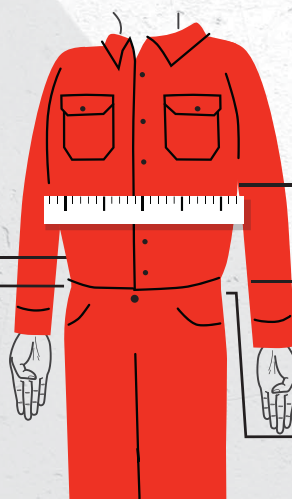
HOW TO MEASURE

WAIST

Stand straight, in a relaxed posture. Do not hold in your stomach

Measure over the shirt being worn. Also measure around the waist, just below the navel.

Keep in mind that uniform pants are worn higher than every day pants.



Allow two fingers between the waist and tape.


Pull the measuring tape around the waist, pull snug but not tight.

Remove belts and items from the waist and pocket area.

HEIGHT

Stand straight against a wall.

Measure without shoes.



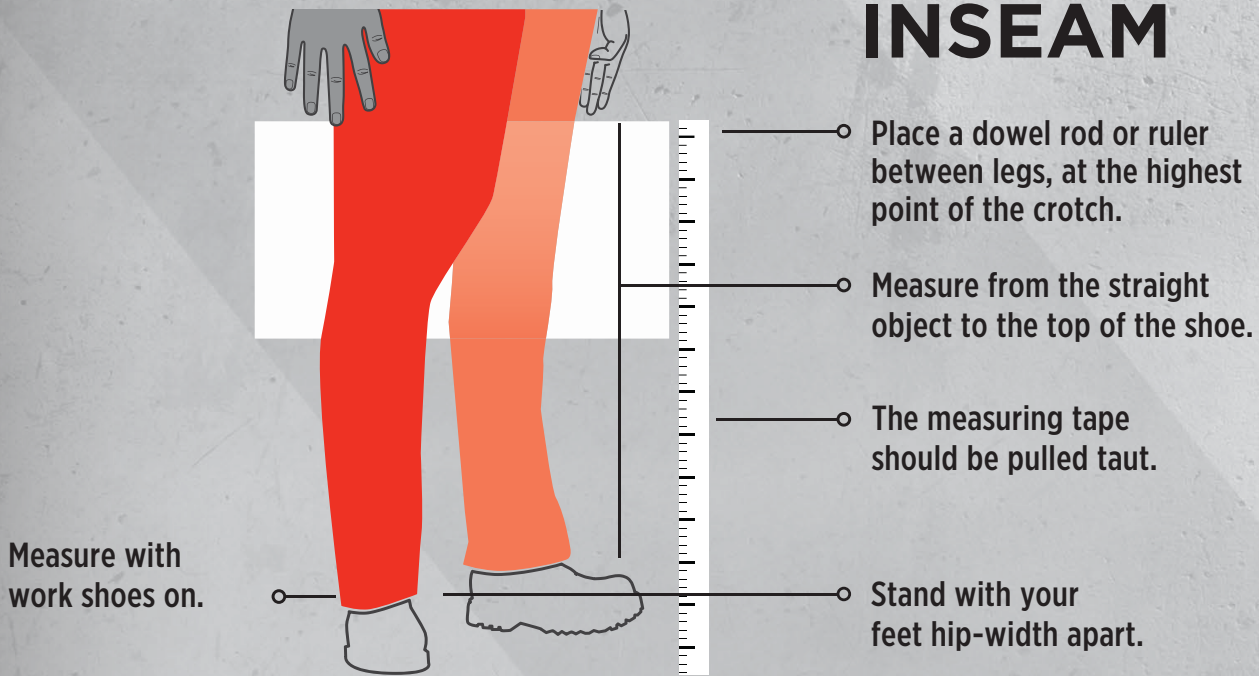
Measure from the top of the head to the floor.

FOR A CORRECT FIT:

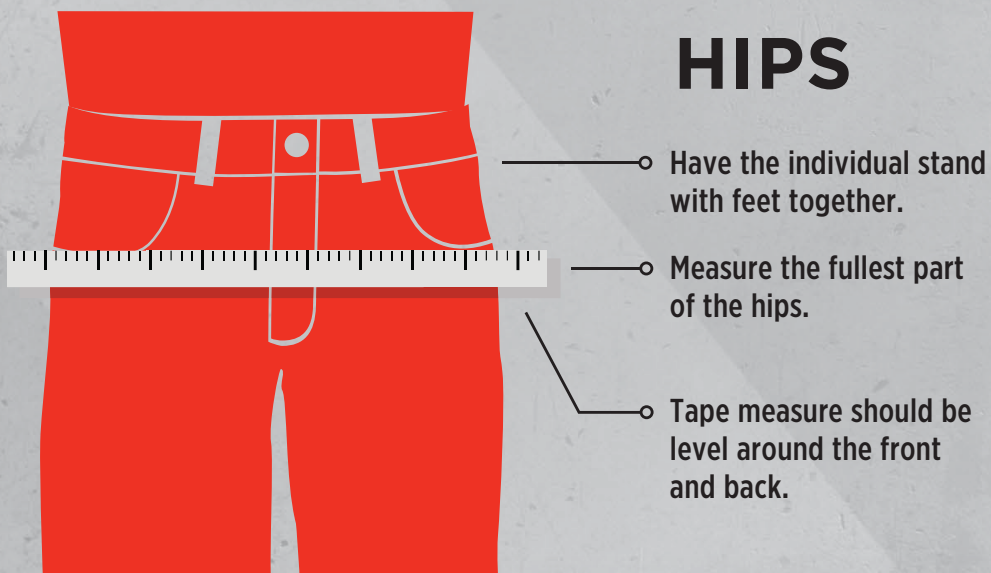
- Please refer to size charts.
- Measurements refer to body and not garment measurements.
- Bulwark® garments have a slightly oversized fit for added comfort and protection.
- Always confirm a proper fit prior to the first wash. We are unable to accept washed garment returns.
- Women's sizes and fit available in indicated shirts, pants and coveralls.
- If you need assistance, call our Customer Care Experts: 1-800-223-3372 and Canada: 1-800-667-0700. For Distributors, call 1-800-773-5271.

HOW TO MEASURE

INSEAM



HIPS



ADDITIONAL INFO

POLICY STANDARD TERMS & CONDITIONS OF SALE

Please refer to our website at www.bulwark.com for VF Imagewear[®], Inc.'s Standard Terms and Conditions of Sale, or call:

USA: 1-800-223-3372
 Canada: 1-800-667-0700
 Distributors: 1-800-733-5271

INVENTORY & CATALOG UPDATES

Not all sizes for a particular garment identified in this catalog are maintained in inventory. Upon receipt of your order, VF Imagewear[®], Inc. will provide you with an estimated shipping date.

PRODUCT RETURNS

Refer to your Bulwark[®] Product Guide. For latest information, visit our website at www.bulwark.com. Prior authorization for returns may be obtained by calling Customer Care: USA: 1-800-223-3372 and Canada: 1-800-667-0700. For Distributors, call 1-800-733-5271.

PAYMENT TERMS

Refer to Standard Terms and Conditions of Sale.

CUSTOMIZATION

Bulwark[®] offers several options for customizing your garments from stock. See your Bulwark[®] Product Guide or inquire for details on pricing.

HEMMING

Refer to your Bulwark[®] Product Guide. For latest information visit our website at www.bulwark.com.

GARMENT CARE

Refer to the care label in your Bulwark[®] apparel. For latest information, visit our website at www.bulwark.com.

PRODUCT SPECIFICATIONS

All trademark and logos shown in this catalog are for the product illustration only and are not available to a customer, nor are they an endorsement by or for any person or other entity. At time of order, please provide VF Imagewear[®], Inc. (VFIW) with the appropriate proof of authorization for your use of trademarks, copyrights, patents and other intellectual property.

Bulwark[®] garments are not intended for fire entry, structural or wildlands fire fighting activities and provide no personal protection from chemical exposures. They should be removed at once if fouled with flammable material. To prevent generation of potentially hazardous static electricity, do not don or remove any garments in a hazardous area.

Bulwark[®] garments are not intended for personal, family or household use as defined in the Manguson-Moss Warranty Act, 15 U.S.C. 2301-2312. For latest information, visit our website at www.bulwark.com.

ARC RATINGS

Arc ratings published in this catalog are supplied to us by our fabric suppliers or are the result of our own arc testing. An arc rating can be reported in cal/cm² as either ATPV or E_{BT} and is the incident energy at which there is 50% probability of occurrence of a second degree burn or of fabric breakopen, respectively. As with all tests, some level of variation in test results is normal and expected among fabrics of identical fiber content and nominal weight. In order to assist end users with their hazard analysis by providing the most conservative arc rating, Bulwark[®] will publish the lowest arc rating for that fabric weight in our catalog and on our garment label.

Bulwark[®] garments are designed for continuous wear. They meet applicable performance standard requirements, such as ASTM F2302, Standard Performance Specification for Labeling Protective Clothing as Heat and Flame Resistant National Fire Protection Association (NFPA) Standard 70E, Standard for Electrical Safety in the Workplace, ASTM Standard F1506, Flame-Resistant Materials for Wearing Apparel for Use by Electrical Workers Exposed to Momentary Electric Arc and Related Thermal Hazards. Refer to individual garment labels to confirm compliance with specific performance standards. Because these fabrics are flame-resistant, they are acceptable under the Occupational Safety & Health Administration (OSHA) Final Rule 1910.269, Final Rule on Electrical Protective Equipment. For complete information on these products, as well as laundering instructions, please visit bulwark.com.

Bulwark (a brand of VF Imagewear, Inc.), CoolTouch[®] 2, EXCEL FR[®], ComforTouch[®] and iQ Series[®] are registered trademarks of Imagewear Apparel Corporation. Nomex[®], Kevlar[®] and Sontara[®] are registered trademarks of E.I. duPont de Nemours and Company. TenCate Oasis[™] and TECASAFE PLUS[®] are trademarks of TenCate Protect bv. Lenzing FR[®] is a registered trademark of Lenzing[®] Aktiengesellschaft. Molten Metal[®] is a registered trademark of Revlon Consumer Products Corporation. NFPA[®] is a registered trademark of National Fire Protection Association. UL[®] is a registered trademark of Underwriters Laboratories. Amplitude G2[™] is a registered trademark of Milliken[®]. Realtree Xtra[®] is a trademark of Jordan Outdoor Enterprises, Ltd. and is used under license.